



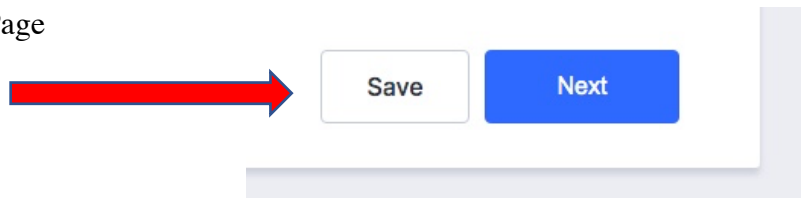
How to Save via JotForm

In an effort to provide quick and transparent access to the Community Relief and Recovery Fund Grant Program we are utilizing JotForm. If you would like to work on your application over the course of a few days, please be mindful that you will need to proactively create an account with JotForm.

GHACF does not have access to your application until you hit “Submit.”

Please review the following notes to successfully access the document at a future time.

1. Click “Save” at bottom right corner of Page



2. Select “Create an Account”



3. Register Account with your name, e-mail address, and personal password. Click “I agree to Terms of Service and Privacy Policy”

Sign up with Email

Name
Holly Cole

Email Address
hcole@ghacf.org

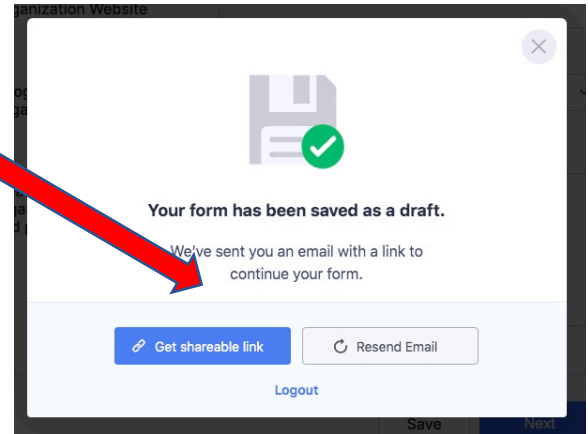
Password
.....

I agree to the [Terms of Service](#) and [Privacy Policy](#)

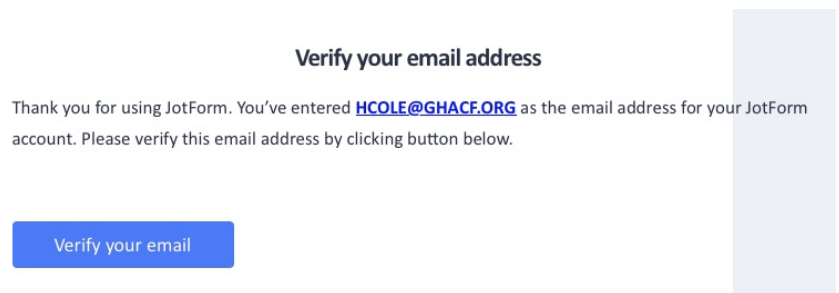
Save Submission



4. Select “Save Submission.” **Check your email for the link PRIOR to closing this window as you may need to select “Resend Email.”** You may also select “Get shareable link” to copy the link to your clipboard and save in a safe document for future access.



5. Check your inbox for an email from JotForm with the subject “Please verify your account.” Once opened select “Verify your email.”



6. You will then be directed to your personal JotForm Account. You will be able to access the Community Relief and Recovery Grant Application on the far left of the menu via “My Drafts.”

